

Scan[®] 100

Colony counter



Counting
made easy

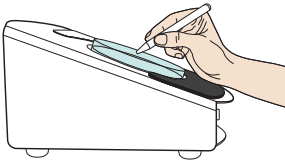
interscience

Comfort and technology

Scan® 100 is a high-tech colony counter remarkable for its user-friendly functions and great ergonomics, which allow accurate colony counting on all media used in microbiology (Petri dishes, Petrifilm™, filtration membrane).

A LED lighting system gives a contrasting and clear view of the colonies. The integrated USB port allows easy export of the results to the software of your choice (PC and Mac) to guarantee traceability of the results.

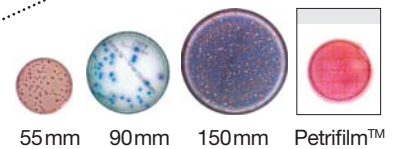
Ergonomics



- Count with pen of your choice
- Ergonomic counting area
- Foam hand-rest

Adjustable white LED lighting

- Easy adjustment of the lighting with the "Lighting" button
- The operator has a clear vision with the indirect lighting
- LEDs: long-life lights, do not produce heat and have no wearing parts



Colony counting on all media:

- Petri dishes from 55 mm to 150 mm
- Petrifilm™
- Filtration membranes

Traceability



- Data export via USB, LIMS, Excel™: time-saving, error-free results

Adjustable touch surface

- Intuitive counting with the tactile pressure + beeping sound
- Adjustable sensitivity with the "Sensitivity" button



Storage area

- Easy storage of the counting grids

High technology



Traceability



ISO
7218

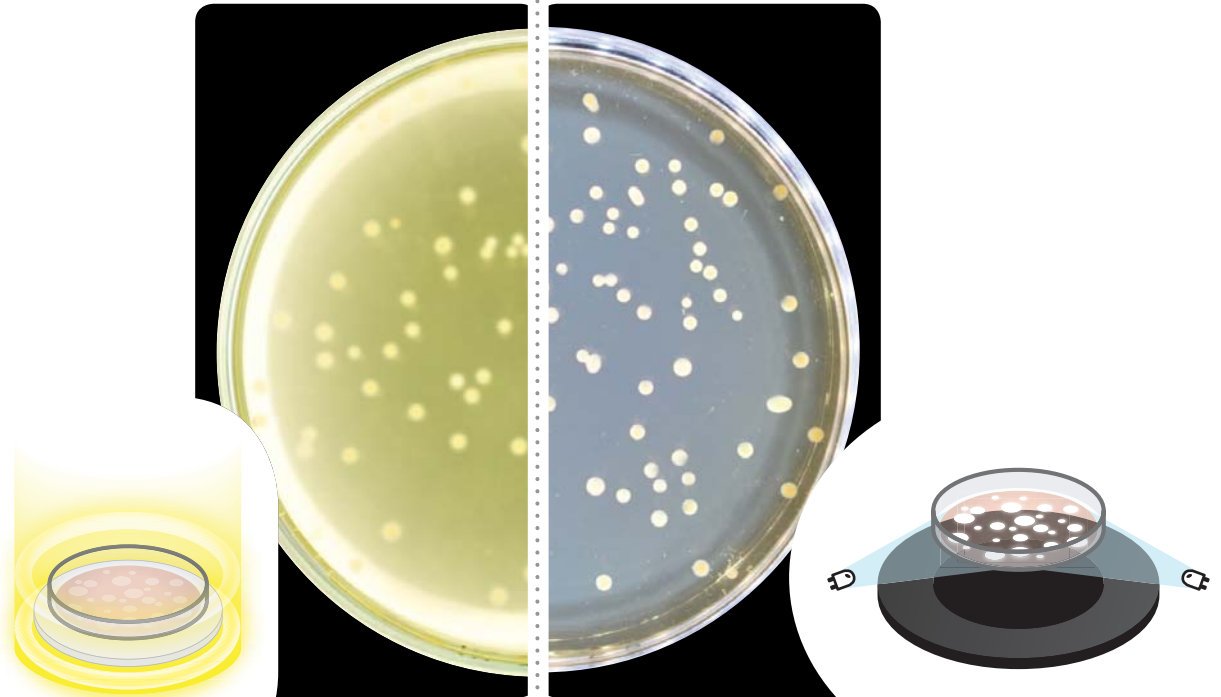
Dark Field technology: accurate lighting for your analyses

Scan® 100 is equipped with a new long-lasting white LED lighting system. The lights are arranged in a circle to provide perfect contrast of the colonies.



Ordinary neon lighting counter

Scan® 100: LED lighting system



Lighting with standard neon: the yellowish light spreads itself in the agar and the colonies. Lighting is uneven and contrast is imperfect.

The colonies are difficult to count. The operator is hindered by the lighting.

Dark Field technology: with indirect lighting, the light does not diffuse itself, the contrast is optimal and colonies are seen precisely.

The colonies are easy to count. There is no eye fatigue for the operator.



Options



Magnifying lens (X2)
on flexible arm

- Optimal accuracy
- Working comfort
- Easy counting

Ref 435 001




Spiral® grids

Provided with:

- White diffusing background with counting grid
- Transparent background with counting grid

3 models :

- **Spiral DS®** 90/150 mm - Ref 435 010
- **easySpiral®** 90 mm - Ref 435 030
- **easySpiral®** 150 mm - Ref 435 035



Wolffhugel grid

Provided with:

- White diffusing background with counting grid
- Transparent background with counting grid

Ref 435 020







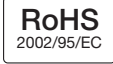
All-media adapter

- For Petrifilm™, RIDA™ Count / Sanita-kun™ & Compact Dry™

Ref 435 002

Technical specifications

Scan® 100	Ref 435 000		
Petri dish size	55, 65, 90, 150 mm - All media		
Size (L x W x H)	31 x 25 x 18 cm	Weight	4.5 kg
Made from	Stainless steel - neoprene cell		
Screen	Digital, multi-function	Counting	0-1999 CFU
Export	Via USB for transfer to any software without prior installation		
Indicative sound	Adjustable volume: 4 levels		
LED lighting	Adjustable lighting		
Counting zone	Touch surface: adjustable sensitivity		
Storage	Built-in storage rack for accessories		

Delivered accessories	<ul style="list-style-type: none"> - White background plate - 90 mm dish adapter - Power cord - USB cable - Black counting pen
Manufactured in compliance with	    

Also available



Scan® 300

> Automatic colony counter

Ref. 436 300



Scan® 500

> Automatic colony counter / Inhibition zone reader

Ref. 436 000

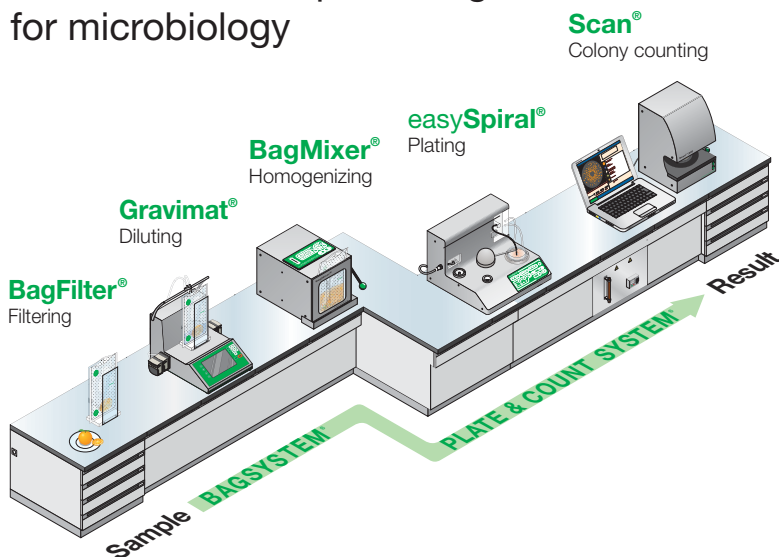


Scan® 1200

> High resolution automatic colony counter / Inhibition zone reader


Ref. 437 000

Discover our complete range for microbiology



www.interscience.fr

Your local distributor



interscience INTERNATIONAL
 30, Ch. Bois des Arpents - 78860 St Nom - FRANCE
 T: +33 (0)1 34 62 62 61 - F: +33 (0)1 34 62 43 03
 info@interscience.fr - www.interscience.fr

interscience USA & CANADA
 199 Weymouth ST - ROCKLAND - MA 02370 - USA
 T: 781 792 2133 - F: 781 792 2134
 info@intersciencelab.com - www.intersciencelab.com