

GLUCOSE AGAR ENTEROBACTERIA

For microbiological control only

For the confirmation of enterobacteria enumeration in food samples

SUMMARY AND EXPLANATION

Glucose Agar *Enterobacteria* is used to carry out confirmation tests in the frame work of the enumeration standard ISO 21528 part 1 & 2 for *Enterobacteria*.

PRINCIPLE

The principle of the test stands on the ability of *Enterobacteria* to ferment glucose. This enzyme activity produces acid metabolites causing a colour change of the pH indicator the Bromo-cresol Purple from purple to yellow.

CONTENT OF THE KIT

Ready-to-use medium	
REF AEB120129	Pack of 100 tubes 15 ml
GAE*	

*: Printed on the container

COMPOSITION**Theoretical formula.**

This medium can be adjusted and/or supplemented according to the performance criteria required:

Enzyme digest of Casein	10,00 g
Yeast ex tract	1,50 g
Sodium chloride	5,00 g
Glucose	10,00 g
Bromo-cresol purple	0,015 g
Agar	14,00 g
Purified water	1000 ml

pH: 7,0

MATERIAL REQUIRED BUT NOT PROVIDED

- Bacteriology incubator
- Water Baths

WARNINGS AND PRECAUTIONS

- **For microbiological control only.**
- **For professional use only.**
- This kit contains products of animal origin. Certified knowledge of the origin and/or sanitary state of the animals does not totally guarantee the absence of transmissible pathogenic agents. It is therefore recommended that these products be treated as potentially infectious, and handled observing the usual safety precautions (do not ingest or inhale).
- All specimens, microbial cultures and inoculated products should be considered infectious and handled appropriately. Aseptic technique and usual precautions for handling the bacterial group studied should be observed throughout this procedure. Refer to "CLSI® M29-A, *Protection of Laboratory Workers from Occupationally Acquired Infections; Approved Guideline – Current Revision*". For additional information on handling precautions, refer to "Biosafety in Microbiological and Biomedical Laboratories – CDC/NIH – Latest edition", or the current regulations in the country of use.
- Culture media should not be used as manufacturing material or components.
- Do not use reagents past the expiry date.
- Do not use reagents if the packaging is damaged.
- Do not use tubes which show signs of contamination.

- The medium must be used according to the procedure indicated in this package insert. Any change or modification in the procedure may affect the results.

STORAGE CONDITIONS

- **Store the tubes at 2-25 °C in their box until the expiry date.**

SPECIMENS

Follow the recommendations in the current standards to perform specimen collection and preparation.

INSTRUCTIONS FOR USE

1. If necessary, set the tubes to come to room temperature before transfer to hot bath, regenerate the tubes in a water bath then cool quickly by transferring the tubes in a cold water bath.
2. Carry out this test on typical purified colonies selected on VRBG plates. These colonies should have been previously tested negative with the detection of oxidase enzyme.
3. Using an inoculating needle inoculate one colony by central prick in the medium.
4. Incubate tubes 24 +/-2 hours at 37°C.

READING AND INTERPRETATION

The test should be considered as positive when the tube shows a growth with a colour change of the pH indicator from purple to yellow (due to glucose assimilation).

QUALITY CONTROL

The Glucose Agar *Enterobacteria* has been designed and developed to meet the strictest quality requirements.

The results obtained using strains tested during controls for bacteriological activity are shown on the quality control certificate for each batch, available from our website (www.biomerieux.com).

WASTE DISPOSAL

Unused reagents may be considered as non hazardous waste and disposed of accordingly.








Dispose of all used reagents as well as any other contaminated disposable materials following procedures for infectious or potentially infectious products.

It is the responsibility of each laboratory to handle waste and effluents produced according to their nature and degree of hazardousness and to treat and dispose of them (or have them treated and disposed of) in accordance with any applicable regulations.

LITERATURE REFERENCES

1. NF ISO 21528-1 : Microbiologie des aliments - Méthodes horizontales pour la recherche et le dénombrement des Enterobacteriaceae - Partie 1 : recherche et dénombrement à l'aide de la technique NPP avec préenrichissement (2004).
2. NF ISO 21528-2 : Microbiologie des aliments - Méthodes horizontales pour la recherche et le dénombrement des Enterobacteriaceae - Partie 2 : méthode par comptage des colonies (2004).

INDEX OF SYMBOLS

Symbol	Meaning
	GB : Catalogue number US : Catalog number
	Manufacturer
	Temperature limit
	Use by date
	Batch code
	Consult Instructions for Use
	Quality control certificate Batch conform to current Quality Control Protocol

WARRANTY

bioMérieux disclaims all warranties, express or implied, including any implied warranties of MERCHANTABILITY AND FITNESS FOR A PARTICULAR USE. bioMérieux shall not be liable for any incidental or consequential damages. IN NO EVENT SHALL BIOMERIEUX'S LIABILITY TO CUSTOMER UNDER ANY CLAIM EXCEED A REFUND OF THE AMOUNT PAID TO BIOMERIEUX FOR THE PRODUCT OR SERVICE WHICH IS THE SUBJECT OF THE CLAIM.

BIOMERIEUX and the BIOMERIEUX logo are used, pending and/or registered trademarks belonging to bioMérieux, or one of its subsidiaries, or one of its companies.

CLSI is a trademark belonging to Clinical Laboratory and Standards Institute, Inc.

Any other name or trademark is the property of its respective owner.