

**FRASER ADDITIVE***For microbiological control only*

Supplement needed to prepare Half Fraser or Fraser broth from dehydrated products

**SUMMARY AND EXPLANATION**

Fraser Additive supplement is used when preparing Fraser broth or Half Fraser broth (1, 2, 3, 4, 5).

**PRINCIPLE**

This supplement contains Ammonium ferric citrate which is present in the formula of Fraser broth or Half Fraser broth. It can be added before or after heat treatment.

**CONTENT OF THE KIT**

<b>Ready to use supplement</b>	
REF AEB110422S	Pack of 20 tubes of 10 ml (CITIII)*

**COMPOSITION****Theoretical formula**

This medium can be adjusted and/or supplemented according to the performance criteria required:

Ammonium ferric citrate.....	0.5 g
Purified water.....	1 l

**REAGENTS AND MATERIAL REQUIRED BUT NOT PROVIDED****Reagents:**

- Fraser Broth (Ref.AEB140422)
- Half-FRASER broth (ex: Ref. AEB140412, AEB140417).

**Material:**

- Bacteriology incubator.
- Autoclave
- Tubes
- Bottles

**WARNINGS AND PRECAUTIONS**

- **For microbiological control only.**
- **For professional use only.**
- All specimens, microbial cultures and inoculated All specimens, microbial cultures and inoculated products should be considered infectious and handled appropriately. Aseptic technique and usual precautions for handling the bacterial group studied should be observed throughout this procedure. Refer to "CLSI® M29-A, Protection of Laboratory Workers From occupationally Acquired Infections; Approved Guideline – Current Revision". For additional information on handling precautions, refer to "Biosafety in Microbiological and Biomedical Laboratories – CDC/NIH – Latest edition", or the current regulations in the country of use.

- Culture media should not be used as manufacturing material or components.
- Do not use reagents past the expiry date.
- Do not use tubes which show signs of contamination.
- Before use check that the cap is intact.
- The medium should be used according to the procedure indicated in this package insert. Any change or modification in the procedure may affect the results

**STORAGE CONDITIONS**

- **Store tubes at 2-25°C until the expiry date.**

**SPECIMENS**

Follow the recommendations in the current standards to perform specimen collection and preparation.

**INSTRUCTIONS FOR USE**

Follow instructions of the medium being prepared. (Fraser broth Package Insert n°140422 or Half fraser Package Insert n°140412)

**READING AND INTERPRETATION**

Refer to the indications in the corresponding reagent package inserts.

**QUALITY CONTROL**

Fraser additive supplement is designed and developed to meet the strictest quality requirements. The results obtained using strains tested during controls for bacteriological activity are shown on the quality control certificate for each batch, available from our website ([www.biomerieux.com](http://www.biomerieux.com)).

**LIMITATIONS OF THE METHOD**

- The addition of Fraser Additive before heat treatment may cause a slight greenish precipitate which does not alter the performance of the finished product.

**WASTE DISPOSAL**








Unused hazardous reagents must be disposed of following procedures for hazardous chemical waste. Dispose of all used reagents as well as any other contaminated disposable materials following procedures for infectious or potentially infectious products.

It is the responsibility of each laboratory to handle waste and effluents produced according to their nature and degree of hazardousness and to treat and dispose of them (or have them treated and disposed of) in accordance with any applicable regulations.

**LITERATURE REFERENCES**

- FRASER J.A., SPERBER W.H. - Rapid Detection of *Listeria* spp. in Food and Environmental Samples by Esculin Hydrolysis - *J. of Food protection*, 1988, vol. 51, p.762-765.
- HOLBROOK R., ANDERSON J.M., BRIGGS T.A. et al.- Faster detection of *Listeria* in food using rapid immunoassay following culture - 3rd World Congress foodborne infections and intoxications, (16-19 June 1992), Berlin, p.1208-1210.
- RODRIGUEZ L, FERNANDEZ G., GARAYZABAL J. et al. - New Methodology for the Isolation of *Listeria* Microorganisms from Heavily Contaminated Environments. - *Applied and Environmental Microbiology*, 1984, vol. 47, p. 1188-1190.
- NF EN ISO 11290-1/A1 – Microbiology of food and animal feeding stuffs - Horizontal method for the detection and enumeration of *Listeria monocytogenes* - Part 1 : detection method - Amendment 1 : modification of the isolation media, of the haemolysis test and inclusion of precision data (February 2005).

**INDEX OF SYMBOLS**

Symbol	Meaning
	GB : Catalogue number US : Catalog number
	Manufacturer
	Temperature limits
	Use by
	Batch code
	Consult Instructions for Use
	Quality control certificate Batch conform to current Quality Control Protocol

**WARRANTY**

*bioMérieux disclaims all warranties, express or implied, including any implied warranties of MERCHANTABILITY AND FITNESS FOR A PARTICULAR USE. bioMérieux shall not be liable for any incidental or consequential damages. IN NO EVENT SHALL BIOMERIEUX'S LIABILITY TO CUSTOMER UNDER ANY CLAIM EXCEED A REFUND OF THE AMOUNT PAID TO BIOMERIEUX FOR THE PRODUCT OR SERVICE WHICH IS THE SUBJECT OF THE CLAIM.*

BIOMERIEUX and the BIOMERIEUX logo are used, pending and/or registered trademarks belonging to bioMérieux, or one of its subsidiaries, or one of its companies.

CLSI is a trademark belonging to Clinical Laboratory and Standards Institute, Inc.

ALOA is a trademark belonging to Biolife Italiana S.r.l.

Any other name or trademark is the property of its respective owner.